


DC Surge Protective Devices for Photo-Voltaic protection(PV Industry) Type PV 100/1000-MVCDR

Differential and common mode DC Surge arrester for Photovoltaic protection against surges at the boundaries from lightning protection zone 0B-1 and higher.

DC Surge Protective Device for PV

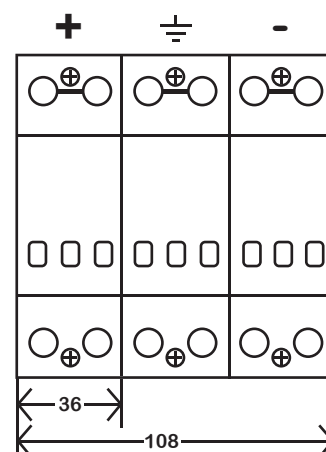
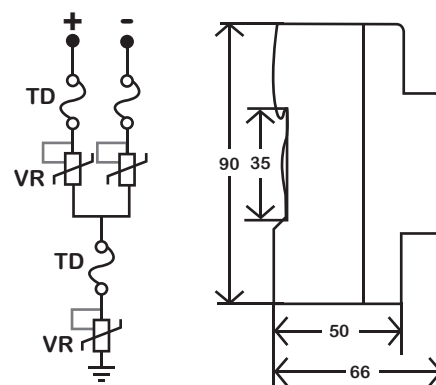
- Class I (B) DC arrester in according with IEC61643-1:2005.
- Two part design consisting of base and non-pluggable protection module.
- Differential and common protection mode.
- High energy MOV (Metal Oxide Varistor) inside.
- Reliable supervision due to disconnection device.
- Fault indication by red indication flag in window.
- Fast response.
- With remote alarm terminal.



Characteristics

Type	PV 100 / 1000 - MVCDR
In accordance with	IEC61643-1:2005 ; UL1449 ed.3
Category IEC/VDE	I+II / B+C
Protection Mode	Differential mode & Common mode
Nominal Voltage (DC)	1000VDC
Max. continuous operating voltage (DC)	1060V
Nominal discharge current (8/20) In	50KA
Max. discharge current(8/20) I _{max}	100KA
Lightning impulse current (10/350)I _{imp}	12.5KA
Voltage protection level at In	4 KV
VPR @6KV/3KA	<3.2KV
Response time	≤25 ns
Backup fuse (only required if not already provided in mains)	250A gL/gG
Operating temperature range	- 40°C + 80°C
Cross-section of connection wire	Single-strand 35mm ² ; multi-strand 25mm ²
Mounting	35mm DIN-rail in accordance with EN 50022 / DIN 46277-3
Enclosure material	Thermoplastic ; extinguishing degree UL94 V-0
Degree of protection	IP20
Installation width	6 modules , DIN 43880
Thermal disconnecter	Internal green – normal red - failure
Remote alarm contact	Yes
Additional data for Remote Alarm Contacts	
Remote alarm contact type	floating changeover contact
Switching capability UN/IN	AC: 250V/0.5A DC: 250V/0.1A ; 125V/0.2A ; 75V/0.5A
Cross-section of connection wire	Max. 1.5mm ²

Dimensions and Diagram



All Dimensions in mm

Note: Subject to change without any notice.