


DC Surge Protective Devices for Photo-Voltaic protection(PV Industry) Type PV 40/1000-MVCDR

Common mode DC Surge arrester for Photovoltaic protection against surges at the boundaries from lightning protection zone 0B-1 and higher.

DC Surge Protective Device for PV

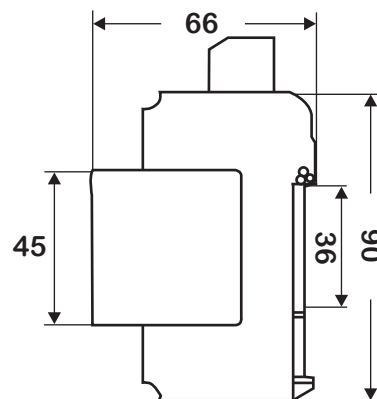
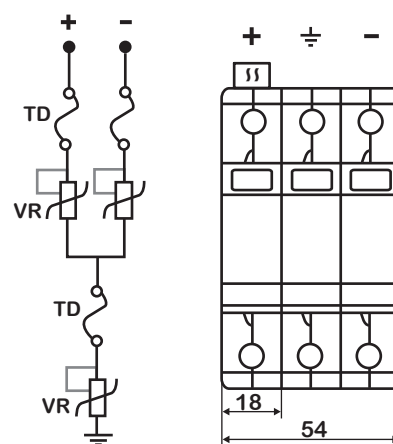
- Class II (C) DC arrester in according with IEC61643-1:2005.
- Two part design consisting of base and plug-in protection module.
- Differential and common protection mode.
- High energy MOV (Metal Oxide Varistor) inside.
- Reliable supervision due to disconnection device.
- Fault indication by red indication flag in window.
- Fast response.
- With remote alarm terminal.



Characteristics

Type	PV 40 / 1000 - MVCDR
In accordance with	IEC61643-1:2005; UL1449 ed.3
Category IEC/VDE	II/ C
Protection Mode	Differential mode & Common mode
Nominal Voltage (DC)	1000VDC
Max. continuous operating voltage (DC)	1060V
Nominal discharge current (8/20) In	20KA
Max. discharge current(8/20) I _{max}	40KA
Voltage protection level @ In	3.2KV
VPR at 6KV/3KA	<2KV
Response time	≤25 ns
Backup fuse(only required if not already provided in mains)	125A gL/gG
Operating temperature range	- 40°C + 80°C
Cross-section of connection wire	Single-strand 35mm ² ; multi-strand 25mm ²
Mounting	35mm DIN-rail in accordance with EN 50022/DIN46277-3
Enclosure material	thermoplastic; extinguishing degree UL94 V-0
Degree of protection	IP20
Installation width	3 module, DIN 43880
Thermal disconnecter	Internal green – normal red - failure
Remote alarm contact	yes
Additional data for Remote Alarm Contacts	
Remote alarm contact type	floating changeover contact
Switching capability UN/IN	AC: 250V/0.5A DC: 250V/0.1A; 125V/0.2A; 75V/0.5A
Cross-section of connection wire	Max. 1.5mm ²

Dimensions and Diagram



All dimension in mm

Note: Subject to change without any notice.