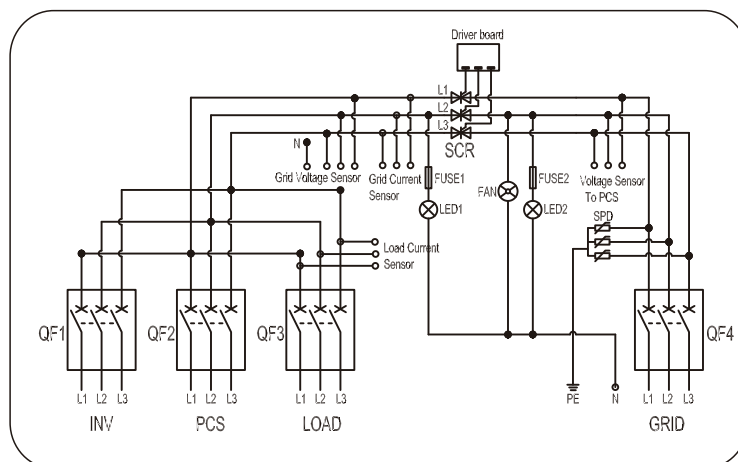


JDA 50K/100K/250K BYS Bypass Cabinet



JDA bypass cabinet is designed to be used together with bidirectional battery inverter and PV inverter to realize seamless transfer between on and off grid mode automatically. it has static switch(SCR) for automatic transfer as well as breakers for manual disconnect of load BYS PV inverter and GRID.

JDA BYS Bypass Cabinet topology





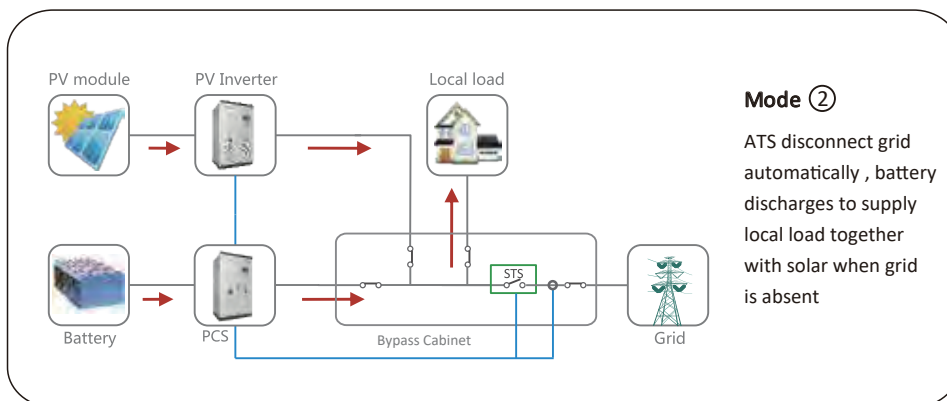
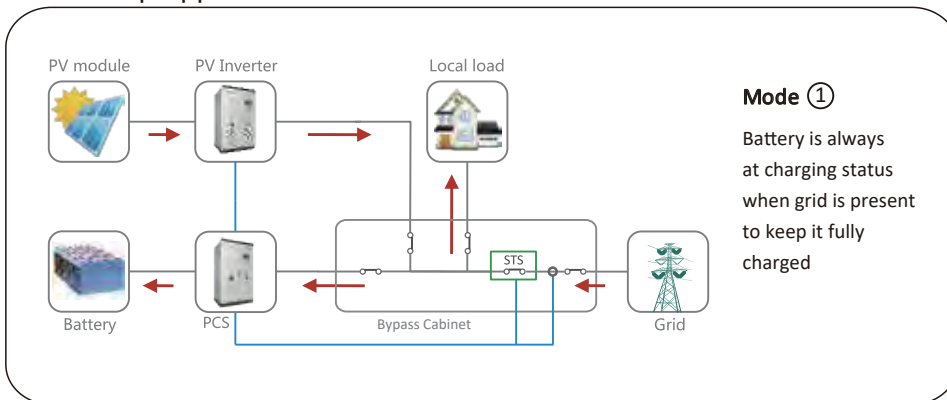
JDA 50K BYS Bypass Cabinet JDA 100K BYS Bypass Cabinet JDA 250K BYS Bypass Cabinet

Rated voltage	400V	400V	400V
Rated current	73A	144A	360A
Rated frequency	50Hz	50Hz	50Hz
Rated Power	50KV A	100KV A	250KV A
Max current	90A	175A	435A
Transfer between on/off grid	Automatic ≤ 20ms	Automatic ≤ 20ms	Automatic ≤ 20ms
Grid reflux prevention	optional	optional	optional
Inv breaker	160A	250A	630A
PCS breaker	160A	250A	630A
Grid breaker	160A	250A	630A
Load breaker	160A	250A	630A
Lightning protection	Type II	Type II	Type II
Environment compatibility	IP20	IP20	IP20
Humidity	0 ~95% non-condensing	0 ~95% non-condensing	0 ~95% non-condensing
Environment temperature	-25 °C ~+55 °C	-25 °C ~+55 °C	-25 °C ~+55 °C
Dimension (W/H/D)	450/1630/400 mm	450/1630/400 mm	600/1630/400 mm

產品特有應用

Typical Application

Back-up Application



→ Energy flow
— Communication
— Power cable